

Mail Houses

MAIL HOUSES

Made of electro-galvanized 20 gauge steel, Salsbury 4700 series mail houses include a stainless steel mail flap. Mail houses can be surface mounted, mounted on bolt mounted mailbox posts (#4765), in-ground mounted mailbox posts (#4795) or a base of your choice. Each mail house features a durable powder coated finish available in four (4) contemporary colors. Mail houses are accessed from the front through a 13" W x 9" H locking door and include a lock with two (2) keys. A non-locking thumb latch (#4788) is available as an option upon request. Mail houses may be used for U.S.P.S. residential door mail delivery.

**Volume Discount Pricing
Available at Mailboxes.com!**

Custom
Numbers / Letters see page 105

**Locking
Mailboxes**



#4750 with optional signature series plaque (#1430 - see pages 100-101) displayed



#4750 on post (#4795) with optional custom numbers / letters (see page 105) displayed



4750



DESCRIPTION

4750¹ - Mail House

UNIT SIZE

17" W x 15" H x 8" D

Mail slot size:

12" W x 1-1/4" H

WEIGHT

20 lbs.

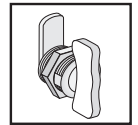
PRICE

\$90.00

Lock - standard replacement - with (2) keys (#4790 - \$15.00)



Thumb latch - optional (#4788 - \$10.00)



MAILBOX POSTS

4765¹ - Post - bolt mounted

- 3-1/2" W x 42" H x 3-1/2" D
- top & base: 6" W x 12" D
- 20 lbs.
- \$100.00

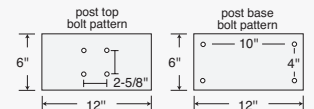
4795¹ - Post - in-ground mounted

- 3-1/2" W x 60" H X 3-1/2" D
- top: 6" W x 12" D
- 25 lbs.
- \$100.00




4765

4795



¹ Specify




black



beige



green



white